

TOGETHER LET'S BRIGHTEN UP YEOVIL!

WINDOW WANDERLAND

12th - 26th FEB

Be part of the trail by
decorating and lighting
up your window!



LANTERN PARADE

15th FEB

5pm start from the outside
seating at Ninesprings Cafe.

Family friendly event.
Children under 14 must be
accompanied by an adult.

*Bring your lantern and torch. Wear appropriate clothing and
footwear for a twilight walk around the woods in February.



FREE Pop-in Lantern Workshops
at Yeovil Art Space
- SAT 11 FEB 10-2
- MON 13 FEB 10-12



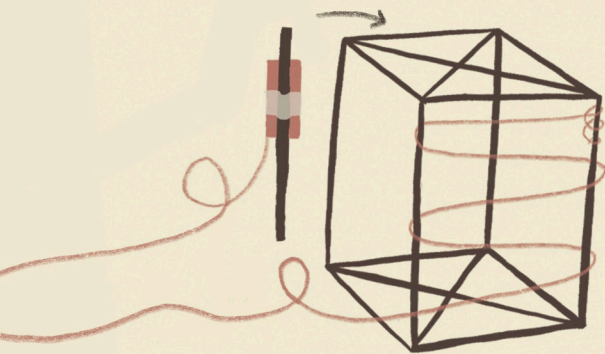
Scan to find out more or visit www.yeovilartspace.uk/windowwanderland

HOW TO MAKE A LANTERN

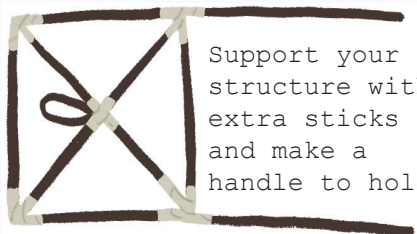


You will need: 18x sticks, masking tape, battery wire fairy lights, white tissue paper, PVA glue


Wrap the battery lights around the frame, taping the battery to the top.



Wrap masking tape around two sticks to create a corner.



Support your structure with extra sticks and make a handle to hold.



Paint strips of tissue paper with PVA glue and wrap around the frame.



Ta-da!



Now you can decorate by adding coloured tissue paper to the top.